























APPLICATION LIST

	YEAR or INFO ⇒Up to From⇒	ORIGINAL EQUIPMENT		AFTER MARKET	KEY
		STEEL WHEEL	ALLOY WHEELS	ALLOY WHEELS	
				FOR ALL CARS : PLEASE CHECK THE SEAT : CONICAL, SPHERICAL, CYLINDRICAL, FLAT PLEASE ALSO COMPARE THE LENGTH WITH THE ORIGINAL NUT OR BOLT	
ALFA ROMEO					
ALFA 33		-	BN 325 - BN 330	BN 325 -> BN 330	17
ALFASUD		-	BN 325 - BN 330	BN 325 -> BN 330	17
ALFETTA		MN 115	MN 115	MN 115	19
ARNA		-	BN 325 - BN 330	BN 325 -> BN 330	17
BOXER		-	BN 325 - BN 330	BN 325 -> BN 330	17
BRERA		BN 425	BN 425	BN 425 -> BN 430	17
CROSSWAGON		-	-	BN 325 -> BN 330	17
GT		-	-	BN 325 -> BN 330	17
GTV		MN 115	MN 115	MN 115	19
GTV	2002 ⇒	-	-	BN 325 -> BN 330	17
GTV 6		MN 115	MN 115	MN 115	19
GTV 6	2002 ⇒	-	-	BN 325 -> BN 330	17
GULIETTA		MN 115	MN 115	MN 115	19
MITO	2008 ⇒	-	-	BN 325 -> BN 330	17
SPIDER		MN 115	MN 115	MN 115	19
SPIDER	2002 ⇒	-	-	BN 325 -> BN 330	17
SPORTWAGON	2002 ⇒	-	-	BN 325 -> BN 330	17
SPORTWAGON GTA		-	-	BN 325 -> BN 330	17
SPORTWAGON Q4		-	-	BN 325 -> BN 330	17
SPRINT		-	BN 325 - BN 330	BN 325 -> BN 330	17
145	1997 ⇒	-	BN 325	BN 325 -> BN 330	17
146	1997 ⇒	-	BN 325	BN 325 -> BN 330	17
147		-	-	BN 325 -> BN 330	17
147 GTA		-	-	BN 325 -> BN 330	17
155		-	BN 325	BN 325 -> BN 330	17
156	1997 ⇒	-	BN 325	BN 325 -> BN 330	17
156	2002 ⇒	-	-	BN 325 -> BN 330	17
156 GTA	2002 ⇒	-	-	BN 325 -> BN 330	17
156 SPORT WAGON		-	-	BN 325 -> BN 330	17
159		BN 425	BN 425	BN 425 -> BN 430	17
159 SPORTWAGON		BN 425	BN 425	BN 425 -> BN 430	17
164		-	BN 325	BN 325 -> BN 330	17
166		-	BN 325	BN 325 -> BN 330	17
166	2002 ⇒	-	-	BN 325 -> BN 330	17
75	V6	-	BN 325	BN 325 -> BN 330	17
75	TURBO	-	BN 325	BN 325 -> BN 330	17
75		MN 115	MN 115	MN 115	19
90		MN 115	MN 115	MN 115	19
AUDI					
80	⇒1995	-	-	BN 125 -> BN 130	17
80	1996 ⇒	BN 529	BN 529	BN 425 -> BN 430	17
90		BN 529	BN 529	BN 425 -> BN 430	17
100		BN 529	BN 529	BN 425 -> BN 430	17
A2		BN 529	BN 529	BN 425 -> BN 430	17
A3		BN 529	BN 529	BN 425 -> BN 430	17
A3 CABRIOLET		BN 529	BN 529	BN 425 -> BN 430	17
A4		BN 529	BN 529	BN 425 -> BN 430	17
A5	2008 ⇒	BN 529	BN 529	BN 425 -> BN 430	17
A6		BN 529	BN 529	BN 425 -> BN 430	17
A8		BN 529	BN 529	BN 425 -> BN 430	17
AUDI CABRIOLET		BN 529	BN 529	BN 425 -> BN 430	17
Q5	2009 ⇒	-	-	-	-
Q7		-	-	BN 425 -> BN 430	17
S2		BN 529	BN 529	BN 425 -> BN 430	17
S3		BN 529	BN 529	BN 425 -> BN 430	17
S4		BN 529	BN 529	BN 425 -> BN 430	17
S5	2008 ⇒	BN 529	BN 529	BN 425 -> BN 430	17
TT		BN 529	BN 529	BN 425 -> BN 430	17
AUTOBIANCHI					
A 112		BN 325	BN 330	BN 325 -> BN 330	17
BMW					
1		BN 125	BN 125	BN 125 -> BN 130	17
3		BN 125	BN 125	BN 125 -> BN 130	17
5		BN 125	BN 125	BN 125 -> BN 130	17
6		BN 125	BN 125	BN 125 -> BN 130	17
6	2003 ⇒	BN 125	BN 125	BN 125 -> BN 130	17





APPLICATION LIST

	YEAR or INFO ⇒Up to From⇒	ORIGINAL EQUIPMENT		AFTER MARKET	KEY 	
		STEEL WHEEL	ALLOY WHEELS	ALLOY WHEELS		
						FOR ALL CARS : PLEASE CHECK THE SEAT : CONICAL, SPHERICAL, CYLINDRICAL, FLAT PLEASE ALSO COMPARE THE LENGTH WITH THE ORIGINAL NUT OR BOLT
7	⇒2002	BN 125	BN 125	BN 125 -> BN 130	17	
7	2002 ⇒	-	BN 430	BN 425 -> BN 430	17	
8		BN 125	BN 125	BN 125 -> BN 130	17	
M3 - E 93	 2008 ⇒	BN 728	BN 728	BN 728	17	
X 3		-	BN 430	BN 425 -> BN 430	17	
X 5	 ⇒2006	-	BN 430	BN 425 -> BN 430	17	
X 5	 2007 ⇒	BN 728	BN 728	BN 728	17	
X6	 2008 ⇒	BN 728	BN 728	BN 728	17	
Z 1		BN 125	BN 125	BN 125 -> BN 130	17	
Z 3		BN 125	BN 125	BN 125 -> BN 130	17	
Z 4		BN 125	BN 125	BN 125 -> BN 130	17	
Z 8		BN 125	BN 125	BN 125 -> BN 130	17	
MINI	 ⇒10/2006	BN 125	BN 125	BN 125 -> BN 130	17	
MINI	 10/2006 ⇒	BN 728	BN 728	BN 728	17	
CHEVROLET - DAEWOO						
USA - (Ecrous - Mutter - Nuts - DADI - 7/16 UNF)	7/16 UNF	-	-	-	19	
USA - (Ecrous - Mutter - Nuts - DADI - 1/2 UNF)	1/2 UNF	-	-	-	19	
USA - (Ecrous - Mutter - Nuts - DADI - M12x1,50)	M 12 X 150	MN 115	MN 115	MN 115	19	
AVEO	 2008 ⇒	MN 115	MN 115	MN 115	19	
CAPTIVA		MN 115	MN 115	MN 115	19	
EPICA		MN 115	MN 115	MN 115	19	
ESPERO		-	-	BN 125 -> BN 130	17	
EVANDA		MN 115	MN 115	MN 115	19	
KALOS		MN 115	MN 115	MN 115	19	
LACETTI		MN 115	MN 115	MN 115	19	
LANOS		-	-	BN 125 -> BN 130	17	
LEGANZA		MN 115	MN 115	MN 115	19	
MATIZ	⇒2005	MN 215	MN 215	MN 215	19	
MATIZ	2005 ⇒	MN 215	MN 215	MN 215	19	
NEXIA		-	-	BN 125 -> BN 130	17	
NUBIRA		MN 115	MN 115	MN 115	19	
NUBIRA SW		MN 115	MN 115	MN 115	19	
REZZO		MN 115	MN 115	MN 115	19	
CHRYSLER						
300 C		MN 415	MN 415	MN 415	19	
CHEROKEE		-	-	-	19	
CROSSFIRE COUPE		-	-	-	17	
CROSSFIRE ROADSTER		-	-	-	17	
GRAND CHEROKEE		-	-	-	19	
GRAND VOYAGER		MN 115	MN 115	MN 115	19	
JEEP WRANGLER		-	-	-	19	
LE BARON	1994 ⇒	MN 115	MN 115	MN 115	19	
NEON		MN 115	MN 115	MN 115	19	
PT CRUISER		MN 115	MN 115	MN 115	19	
PT CRUISER CABRIO		MN 115	MN 115	MN 115	19	
SEBRING		MN 115	MN 115	MN 115	19	
SEBRING CABRIO		MN 115	MN 115	MN 115	19	
STRATUS		MN 115	MN 115	MN 115	19	
VISION		MN 115	MN 115	MN 115	19	
VOYAGER		MN 115	MN 115	MN 115	19	
CITROËN						
AX		-	BN 325	BN 325 -> BN 330	17	
BX		-	BN 325	BN 325 -> BN 330	17	
BERLINGO	⇒05/2000	BN 325	-	BN 325 -> BN 330	17	
BERLINGO	05/2000 ⇒	BN 325	BNR 36	BN 325 -> BN 330	17	
BERLINGO COMBI		BN 325	-	BN 325 -> BN 330	17	
C1		-	-	BN 125 -> BN 130	17	
C2		BN 325	BNR 36	BN 325 -> BN 330	17	
C3		BN 325	BNR 36	BN 325 -> BN 330	17	
C3 PLURIEL		BN 325	BNR 36	BN 325 -> BN 330	17	
C4		BN 325	BNR 36	BN 325 -> BN 330	17	
C4 PICASSO		BN 325	BNR 36	BN 325 -> BN 330	17	
C4 GRAND PICASSO		BN 325	BNR 36	BN 325 -> BN 330	17	
C5		BN 325	BNR 36	BN 325 -> BN 330	17	
C5	2008 ⇒	BN 325	BNR 36	BN 325 -> BN 330	17	
C6		BN 325	BNR 36	BN 325 -> BN 330	17	





APPLICATION LIST

	YEAR or INFO ⇒Up to From⇒	ORIGINAL EQUIPMENT		AFTER MARKET	KEY 
		STEEL WHEEL	ALLOY WHEELS	ALLOY WHEELS	
					
		FOR ALL CARS : PLEASE CHECK THE SEAT : CONICAL, SPHERICAL, CYLINDRICAL, FLAT PLEASE ALSO COMPARE THE LENGTH WITH THE ORIGINAL NUT OR BOLT			
C8		BN 425	BN 425	BN 425 -> BN 430	17
C - CROSSER		MN 115	-	MN 115	19
EVASION		BN 425	BN 425	BN 425 -> BN 430	17
JUMPER (15 ")		BN 425	-	BN 425 -> BN 430	17
JUMPER (16 ")		-	-	-	17
JUMPY		BN 425	-	BN 425 -> BN 430	17
NEMO COMBI		BN 325	-	BN 325 -> BN 330	17
NEW BERLINGO	2008 ⇒	BN 325	-	BN 325 -> BN 330	17
SAXO	⇒1998	BN 325	-	BN 325 -> BN 330	17
SAXO	⇒05/2000	BN 325	-	BN 325 -> BN 330	17
SAXO	05/2000 ⇒	BN 325	BNR 36	BN 325 -> BN 330	17
XANTIA	⇒05/2000	BN 325	BN 325	BN 325 -> BN 330	17
XANTIA	05/2000 ⇒	BN 325	BNR 36	BN 325 -> BN 330	17
XANTIA " ROUE LE MANS "		BN 325	-	BN 325 -> BN 330	17
XM	⇒1998	BN 325	-	BN 325 -> BN 330	17
XM	⇒05/2000	BN 325	-	BN 325 -> BN 330	17
XM	05/2000 ⇒	BN 325	BNR 36	BN 325 -> BN 330	17
XSARA	⇒05/2000	BN 325	-	BN 325 -> BN 330	17
XSARA	05/2000 ⇒	BN 325	BNR 36	BN 325 -> BN 330	17
XSARA PICASSO	⇒05/2000	BN 325	-	BN 325 -> BN 330	17
XSARA PICASSO	05/2000 ⇒	BN 325	BNR 36	BN 325 -> BN 330	17
ZX		BN 325	BN 325	BN 325 -> BN 330	17
DACIA					
LOGAN		-	-	BN 125 -> BN 130	17
SANDERO		-	-	BN 125 -> BN 130	17
DAIHATSU					
APPLAUSE		MN 115	MN 115	MN 115	19
CHARADE		MN 115	MN 115	MN 115	19
COPEN		MN 115	MN 115	MN 115	19
CUORE		MN 115	MN 115	MN 115	19
GRAN MOVE		MN 115	MN 115	MN 115	19
MATERIA		MN 115	MN 115	MN 115	19
SIRION		MN 115	MN 115	MN 115	19
TERIOS		MN 115	MN 115	MN 115	19
TREVIS		MN 115	MN 115	MN 115	19
YRV		MN 115	MN 115	MN 115	19
YRV TURBO		MN 115	MN 115	MN 115	19
DAEWOO - CHEVROLET					
AVEO	2008 ⇒	MN 115	MN 115	MN 115	19
CAPTIVA		MN 115	MN 115	MN 115	19
EPICA		MN 115	MN 115	MN 115	19
ESPERO		-	-	BN 125 -> BN 130	17
EVANDA		MN 115	MN 115	MN 115	19
KALOS		MN 115	MN 115	MN 115	19
LACETTI		MN 115	MN 115	MN 115	19
LANOS		-	-	BN 125 -> BN 130	17
LEGANZA		MN 115	MN 115	MN 115	19
MATIZ		MN 215	MN 215	MN 215	19
NEXIA		-	-	BN 125 -> BN 130	17
NUBIRA		MN 115	MN 115	MN 115	19
NUBIRA SW		MN 115	MN 115	MN 115	19
REZZO		MN 115	MN 115	MN 115	19
FIAT					
124 SPIDER		-	BN 325 - BN 330	BN 325 -> BN 330	17
500	2007 ⇒	-	-	BN 325 -> BN 330	17
600		-	BN 328	BN 325 -> BN 330	17
BARCETTA		-	BN 325 - BN 330	BN 325 -> BN 330	17
BARCETTA	2002 ⇒	-	BN 325 - BN 330	BN 325 -> BN 330	17
BRAVA		-	BN 325	BN 325 -> BN 330	17
BRAVO		-	BN 325	BN 325 -> BN 330	17
CINQUECENTO		-	BN 325	BN 325 -> BN 330	17
CROMA		-	BN 325	BN 325 -> BN 330	17
CROMA	2002 ⇒ 2005	-	-	BN 325 -> BN 330	17
CROMA 2005	2005 ⇒	-	-	BN 125 -> BN 130	17
CROMA SW	 2008 ⇒	-	-	BN 125 -> BN 130	17





APPLICATION LIST

	YEAR or INFO ⇒Up to From⇒	ORIGINAL EQUIPMENT		AFTER MARKET	KEY
		STEEL WHEEL	ALLOY WHEELS	ALLOY WHEELS	
				FOR ALL CARS : PLEASE CHECK THE SEAT : CONICAL, SPHERICAL, CYLINDRICAL, FLAT PLEASE ALSO COMPARE THE LENGTH WITH THE ORIGINAL NUT OR BOLT	
DOBLO		-	-	BN 325 -> BN 330	17
DUCATO	2005 ⇒	-	-	BN 325 -> BN 330	17
DUCATO	2008 ⇒	BN 425	BN 425	BN 425 -> BN 430	17
FIORINO		-	-	BN 325 -> BN 330	17
GINGO		-	BN 325	BN 325 -> BN 330	17
GRANDE PUNTO	2006 ⇒	-	-	BN 125 -> BN 130	17
IDEA		-	-	BN 325 -> BN 330	17
MAREA		-	BN 325	BN 325 -> BN 330	17
MULTIPLA		-	BN 325	BN 325 -> BN 330	17
NEW ULYSSE		BN 425	BN 425	BN 425 -> BN 430	17
PALIO		-	BN 325	BN 325 -> BN 330	17
PANDA		-	BN 325	BN 325 -> BN 330	17
PANDA	2002 ⇒	-	-	BN 325 -> BN 330	17
PANDA 4 X 4	2002 ⇒	-	-	BN 325 -> BN 330	17
PUNTO		-	BN 325	BN 325 -> BN 330	17
PUNTO	2002 ⇒ 2005	-	-	BN 325 -> BN 330	17
PUNTO 2005	2005 ⇒	-	-	BN 125 -> BN 130	17
QUBO	2008 ⇒	-	-	BN 325 -> BN 330	17
REGATA		-	BN 325 - BN 330	BN 325 -> BN 330	17
RITMO		-	BN 325 - BN 330	BN 325 -> BN 330	17
RITMO	125 - 130 TC	MN 215	MN 215	MN 215	19
SCUDO		-	-	BN 325 -> BN 330	17
SCUDO	2008 ⇒	-	BNR 36	BN 325 -> BN 330	17
SEDICI 4 X 4		-	-	BN 125 -> BN 130	17
SEICENTO		-	BN 325	BN 325 -> BN 330	17
SEICENTO	2002 ⇒	-	-	BN 325 -> BN 330	17
STILO		-	BN 325	BN 325 -> BN 330	17
STILO	2002 ⇒	-	-	BN 325 -> BN 330	17
STILO MULTI - WAGON		-	-	BN 325 -> BN 330	17
TEMPRA		-	BN 325	BN 325 -> BN 330	17
TIPO		-	BN 325	BN 325 -> BN 330	17
ULYSSE		BN 425	BN 425	BN 425 -> BN 430	17
UNO		-	BN 325	BN 325 -> BN 330	17
X 1.9		-	BN 325 - BN 330	BN 325 -> BN 330	17
FORD EUROPE					
C MAX		MN 115	-	MN 115	19
C MAX 2008	2008 ⇒	MN 115	-	MN 115	19
COUGUAR		MN 115	-	MN 115	19
ESCORT	⇒07/90	-	-	BN 125 -> BN 130	17
ESCORT	08/90 ⇒	MN 115	-	MN 115	19
EXPLORER		MN 115	-	MN 115	19
FIESTA		MN 115	-	MN 115	19
FIESTA SERIE SPORT		MN 115	-	MN 115	19
FIESTA 2008	2008 ⇒	MN 115	-	MN 115	19
FOCUS		MN 115	-	MN 115	19
FOCUS C - MAX		MN 115	-	MN 115	19
FOCUS 2008	2008 ⇒	MN 115	-	MN 115	19
FUSION		MN 115	-	MN 115	19
GALAXY	⇒2005	-	-	BN 425 -> BN 430	17
GALAXY	2006 ⇒	MN 415	MN 415	MN 415	19
GT		MN 115	-	MN 115	19
KA		MN 115	-	MN 115	19
KA STREETKA		MN 115	-	MN 115	19
KUGA		MN 115	-	MN 115	19
MAVERICK		MN 215	MN 215	MN 215	19
MONDEO		MN 115	-	MN 115	19
MONDEO 2008	2008 ⇒	MN 115	-	MN 115	19
ORION	⇒07/90	-	-	BN 125 -> BN 130	17
ORION	08/90 ⇒	MN 115	-	MN 115	19
PUMA		MN 115	-	MN 115	19
PROBE		MN 115	-	MN 115	19
RANGER		MN 115	-	MN 115	19
SCORPIO		MN 115	-	MN 115	19
SIERRA		MN 115	-	MN 115	19
S MAX		MN 415	MN 415	MN 415	19
FORD USA					





APPLICATION LIST

	YEAR or INFO ⇒Up to From⇒	ORIGINAL EQUIPMENT		AFTER MARKET	KEY
		STEEL WHEEL	ALLOY WHEELS	ALLOY WHEELS	
				FOR ALL CARS : PLEASE CHECK THE SEAT : CONICAL, SPHERICAL, CYLINDRICAL, FLAT PLEASE ALSO COMPARE THE LENGTH WITH THE ORIGINAL NUT OR BOLT	
USA - (Ecrous - Mutter - Nuts - DADI - 1/2 UNF)		-	-	-	19
USA - (Ecrous - Mutter - Nuts - DADI - M12x1,50)		MN 115	MN 115	MN 115	19
USA - (Vis - Schrauben - Bolts - Viti - M12x1,50)		-	-	BN 125 -> BN 130	17
HONDA					
ACCORD		-	-	MN 115	19
CIVIC		-	-	MN 115	19
CIVIC HYBRID		-	-	MN 115	19
CONCERTO		-	-	MN 115	19
CR-V		-	-	MN 115	19
FR-V		-	-	MN 115	19
HR-V		-	-	MN 115	19
INTEGRA		-	-	MN 115	19
JAZZ		-	-	MN 115	19
LEGEND		-	-	MN 115	19
PRELUDE		-	-	MN 115	19
S 2000		-	-	MN 115	19
STREAM		-	-	MN 115	19
HYUNDAI					
ACCENT		MN 115	MN 115	MN 115	19
ATOS PRIME		MN 115	MN 115	MN 115	19
AZERA		MN 115	MN 115	MN 115	19
COUPE		MN 115	MN 115	MN 115	19
ELANTRA		MN 115	MN 115	MN 115	19
GETZ		MN 115	MN 115	MN 115	19
I 10		MN 115	MN 115	MN 115	19
I 30		MN 115	MN 115	MN 115	19
I 30 CW	2008 ⇒	MN 115	MN 115	MN 115	19
MATRIX		MN 115	MN 115	MN 115	19
SANTA FE		MN 115	MN 115	MN 115	19
SATELLITE		MN 415	MN 415	MN 415	19
SONATA		MN 115	MN 115	MN 115	19
TERRACAN		MN 115	-	MN 115	19
TRAJET		MN 115	MN 115	MN 115	19
TUCSON		MN 115	MN 115	MN 115	19
XG		MN 115	MN 115	MN 115	19
ISUZU					
PICK UP D-MAX		MN 115	MN 115	MN 115	19
JAGUAR					
DAIMLER		-	-	-	19
SOVEREIGN		-	-	-	19
S-TYPE		-	-	-	19
XK		-	-	-	19
X-TYPE		-	-	-	19
XJ 6		-	-	-	19
XJ 12		-	-	-	19
XJ 40		-	-	-	19
XJS		-	-	-	19
XJ SERIES		-	-	-	19
KIA					
CARENS		-	MN 115	MN 115	19
CARNIVAL		-	MN 115	MN 115	19
CEE'D		-	MN 115	MN 115	19
CEE'D SPORTY WAGON	2008 ⇒	-	MN 115	MN 115	19
CERATO		-	MN 115	MN 115	19
CLAURUS		-	MN 115	MN 115	19
CUTBACK		-	MN 115	MN 115	19
JOICE		-	MN 115	MN 115	19
MAGENTIS		-	MN 115	MN 115	19
OPIRUS		-	-	MN 115	19
PICANTO		-	MN 115	MN 115	19
PRO CEE'D	2008 ⇒	-	MN 115	MN 115	19
RIO		-	MN 115	MN 115	19
SHUMA		-	MN 115	MN 115	19






APPLICATION LIST

	YEAR or INFO ⇒Up to From⇒	ORIGINAL EQUIPMENT		AFTER MARKET	KEY
		STEEL WHEEL	ALLOY WHEELS	ALLOY WHEELS	
				FOR ALL CARS : PLEASE CHECK THE SEAT : CONICAL, SPHERICAL, CYLINDRICAL, FLAT PLEASE ALSO COMPARE THE LENGTH WITH THE ORIGINAL NUT OR BOLT	
SORENTO		-	MN 115	MN 115	19
SORENTO SHILTON		-	MN 115	MN 115	19
SOUL	2008 ⇒	-	MN 115	MN 115	19
SPORTAGE		-	MN 115	MN 115	19
LADA					
110		BN 325	BN 330	BN 325 -> BN 330	17
111		BN 325	BN 330	BN 325 -> BN 330	17
112		BN 325	BN 330	BN 325 -> BN 330	17
NIVA 1700		MN 215	MN 215	MN 215	19
LANCIA					
BETA		-	BN 325 - BN 330	BN 325 -> BN 330	17
DEDRA		-	BN 325 - BN 330	BN 325 -> BN 330	17
DELTA	1994 ⇒	-	BN 325 - BN 330	BN 325 -> BN 330	17
DELTA 2008	2008 ⇒	-	-	BN 325 -> BN 330	17
FULVIA		BN 425	BN 425	BN 425 -> BN 430	17
GAMMA		BN 425	BN 425	BN 425 -> BN 430	17
INTEGRALE		BN 425	BN 425	BN 425 -> BN 430	17
KAPPA		-	BN 325	BN 325 -> BN 330	17
LYBRA		-	BN 325	BN 325 -> BN 330	17
LYBRA	2002 ⇒	-	-	BN 325 -> BN 330	17
LYBRA SW		-	-	BN 325 -> BN 330	17
MUSA		-	-	BN 325 -> BN 330	17
MUSA 2008	2008 ⇒	-	-	BN 325 -> BN 330	17
PHEDRA		BN 425	BN 425	BN 425 -> BN 430	17
PRISMA		-	BN 325 - BN 330	BN 325 -> BN 330	17
THEMA		-	BN 325 - BN 330	BN 325 -> BN 330	17
THESIS		-	-	BN 325 -> BN 330	17
TREVI		-	BN 325 - BN 330	BN 325 -> BN 330	17
Y		-	BN 325 - BN 330	BN 325 -> BN 330	17
Y 10		-	BN 325 - BN 330	BN 325 -> BN 330	17
YPSILON		-	-	BN 325 -> BN 330	17
ZETA		BN 425	BN 425	BN 425 -> BN 430	17
LAND ROVER					
DEFENDER 90 - 110		-	-	-	27
DISCOVERY	1993 ⇒ 1998	-	-	-	27
DISCOVERY	1998 ⇒ 2004	-	-	-	27
DISCOVERY	2004 ⇒	-	-	-	19
DISCOVERY 3		-	-	-	19
FREELANDER		-	-	-	19
FREELANDER II	2008 ⇒	MN 415	MN 415	MN 415	19
RANGE ROVER	⇒1993	-	-	-	27
RANGE ROVER	1993 ⇒ 2002	-	-	-	27
RANGE ROVER	2002 ⇒ 2005	-	-	-	19
RANGE ROVER	2005 ⇒	-	-	-	19
RANGE ROVER SPORT		-	-	-	19
LEXUS					
GS 300		MN 115	-	MN 115	19
GS 430		MN 115	-	MN 115	19
GS 460		MN 115	-	MN 115	19
IS 220 d		MN 115	-	MN 115	19
IS 250		MN 115	-	MN 115	19
IS F		MN 115	-	MN 115	19
LS 430		MN 115	-	MN 115	19
LS 460		MN 115	-	MN 115	19
RX 300		MN 115	-	MN 115	19
RX 400 h		MN 115	-	MN 115	19
SC 430		MN 115	-	MN 115	19
MAZDA					
2		MN 115	-	MN 115	19
3		MN 115	MN 115	MN 115	19
323		MN 115	MN 115	MN 115	19
5		MN 115	MN 115	MN 115	19
6		MN 115	MN 115	MN 115	19
626		MN 115	MN 115	MN 115	19





APPLICATION LIST

 YEAR or INFO ⇨Up to From⇨	ORIGINAL EQUIPMENT		AFTER MARKET	KEY	
	STEEL WHEEL	ALLOY WHEELS	ALLOY WHEELS		
  FOR ALL CARS : PLEASE CHECK THE SEAT : CONICAL, SPHERICAL, CYLINDRICAL, FLAT PLEASE ALSO COMPARE THE LENGTH WITH THE ORIGINAL NUT OR BOLT					
929		MN 115	MN 115	MN 115	19
B - 2500		MN 115	MN 115	MN 115	19
BT 50		MN 115	MN 115	MN 115	19
CX 7		MN 115	MN 115	MN 115	19
DEMIO		MN 115	MN 115	MN 115	19
MAZDA 6		MN 115	MN 115	MN 115	19
MPV		MN 115	MN 115	MN 115	19
MX - 5		MN 115	MN 115	MN 115	19
MX - 6		MN 115	MN 115	MN 115	19
PREMACY		MN 115	MN 115	MN 115	19
RX - 7		MN 115	MN 115	MN 115	19
RX - 8		MN 115	MN 115	MN 115	19
TRIBUTE		MN 115	MN 115	MN 115	19
XEDOS 6		MN 115	MN 115	MN 115	19
XEDOS 9		MN 115	MN 115	MN 115	19
MERCEDES					
CLASSE A - W 168	⇨ 2004	-	-	BN 125 -> BN 130	17
CLASSE A - W 169	9/2004 ⇨	-	-	BN 425 -> BN 430	17
CLASSE B - W 245	3/2005 ⇨	-	-	BN 425 -> BN 430	17
CLASSE C - W 202	⇨ 2000	-	-	BN 125 -> BN 130	17
CLASSE C - W 203	6/2000 ⇨	-	-	BN 125 -> BN 130	17
CLASSE C - W 204		-	-	BN 425 -> BN 430	17
CLASSE CL - W 215	11/1999 ⇨	-	-	BN 425 -> BN 430	17
CLK - W 208	⇨ 2002	-	-	BN 125 -> BN 130	17
CLK - W 209	4/2002 ⇨	-	-	BN 125 -> BN 130	17
CLASSE CLS - W 219	2004 ⇨	-	-	BN 425 -> BN 430	17
CLASSE E - W 210	⇨ 2002	-	-	BN 125 -> BN 130	17
CLASSE E - W 211	3/2002 ⇨	-	-	BN 425 -> BN 430	17
CLASSE GL	2008 ⇨	-	-	BN 425 -> BN 430	17
CLASSE GLK	2008 ⇨	-	-	BN 425 -> BN 430	17
CLASSE R	2008 ⇨	-	-	BN 425 -> BN 430	17
SLK - W 170	⇨ 2003	-	-	BN 125 -> BN 130	17
SLK - W 171	11/2003 ⇨	-	-	BN 125 -> BN 130	17
CLASSE M - W 163	⇨ 2005	-	-	BN 425 -> BN 430	17
CLASSE M - W 164	7/2005 ⇨	-	-	BN 425 -> BN 430	17
CLASSE S - W 220	⇨ 2005	-	-	BN 425 -> BN 430	17
CLASSE S - W 221	7/2005 ⇨	-	-	BN 425 -> BN 430	17
CLASSE C - S 202	⇨ 2001	-	-	BN 125 -> BN 130	17
CLASSE C KOMBI - S 203	4/2001 ⇨	-	-	BN 125 -> BN 130	17
MITSUBISHI					
CARISMA		-	-	-	19
COLT		-	-	-	19
COLT 2008	2008 ⇨	MN 115	MN 115	MN 115	19
GALANT		-	-	-	19
GRANDIS		-	-	-	19
L 200		-	-	-	19
LANCER		-	-	-	19
LANCER 2008	2008 ⇨	-	-	-	19
LANCER EVOLUTION 2008	2008 ⇨	-	-	-	19
LANCER SPORTBACK 2008	2008 ⇨	-	-	-	19
LANCER EVOLUTION		-	-	-	19
MONTERO		-	-	-	19
OUTLANDER		-	-	-	19
PAJERO		-	-	-	19
PAJERO PININ		-	-	-	19
PAJERO SPORT		-	-	-	19
SIGMA		-	-	-	19
SPACE STAR		-	-	-	19
NISSAN					
350 Z		MN 215	MN 215	MN 215	19
ALMERA		MN 215	MN 215	MN 215	19
MICRA	⇨2002	MN 215	MN 215	MN 215	19
MICRA	2003 ⇨	-	-	BN 125 -> BN 130	17
MURANO		MN 215	MN 215	MN 215	19
NAVARA		MN 215	MN 215	MN 215	19






APPLICATION LIST

	YEAR or INFO ⇒Up to From⇒	ORIGINAL EQUIPMENT		AFTER MARKET	KEY
		STEEL WHEEL	ALLOY WHEELS	ALLOY WHEELS	
				FOR ALL CARS : PLEASE CHECK THE SEAT : CONICAL, SPHERICAL, CYLINDRICAL, FLAT PLEASE ALSO COMPARE THE LENGTH WITH THE ORIGINAL NUT OR BOLT	
NOTE		-	-	BN 125 -> BN 130	17
PATHFINDER		MN 215	MN 215	MN 215	19
PATROL		-	-	MN 215	19
PATROL	2005 ⇒	MN 215	MN 215	MN 215	19
PICK UP		MN 215	MN 215	MN 215	19
PRIMASTAR	2002 ⇒	BN 430	BN 430	BN 430	19
PRIMERA		MN 215	MN 215	MN 215	19
QASHQAI		MN 215	MN 215	MN 215	19
TERRANO		MN 215	MN 215	MN 215	19
TINO		MN 215	MN 215	MN 215	19
X TRAIL		MN 215	MN 215	MN 215	19
OPEL					
AGILA		MN 215	MN 215	MN 215	19
AGILA	2008 ⇒	-	-	BN 125 -> BN 130	17
ANTARA		MN 115	MN 115	MN 115	19
ASTRA		-	-	BN 125 -> BN 130	17
CALIBRA		-	-	BN 125 -> BN 130	17
COMBO TOUR		-	-	BN 125 -> BN 130	17
CORSA		-	-	BN 125 -> BN 130	17
FRONTERA		MN 115	-	MN 115	19
GT	2008 ⇒	MN 115	MN 115	MN 115	19
MERIVA		-	-	BN 125 -> BN 130	17
MONTEREY		MN 115	-	MN 115	19
MOVANO	2002 ⇒	BN 430	BN 430	BN 430	17
OMEGA		-	-	BN 125 -> BN 130	17
SIGNUM		-	-	BN 125 -> BN 130	17
SPEEDSTER		-	-	BN 125 -> BN 130	17
TIGRA		-	-	BN 125 -> BN 130	17
VECTRA		-	-	BN 125 -> BN 130	17
ZAFIRA		-	-	BN 125 -> BN 130	17
PEUGEOT					
106	⇒4/2000	BN 325	-	BN 325 -> BN 330	17
106	5/2000 ⇒	BN 325	BNR 36	BN 325 -> BN 330	17
107		-	-	BN 125 -> BN 130	17
205		BN 325	-	BN 325 -> BN 330	17
206	⇒4/2000	BN 325	-	BN 325 -> BN 330	17
206	5/2000 ⇒	BN 325	BNR 36	BN 325 -> BN 330	17
206 CC		BN 325	BNR 36	BN 325 -> BN 330	17
206 SW		BN 325	BNR 36	BN 325 -> BN 330	17
207		BN 325	BNR 36	BN 325 -> BN 330	17
306	⇒4/2000	BN 325	-	BN 325 -> BN 330	17
306	5/2000 ⇒	BN 325	BNR 36	BN 325 -> BN 330	17
307		BN 325	BNR 36	BN 325 -> BN 330	17
307 CC		BN 325	BNR 36	BN 325 -> BN 330	17
307 SW		BN 325	BNR 36	BN 325 -> BN 330	17
308		BN 325	BNR 36	BN 325 -> BN 330	17
308 SW		BN 325	BNR 36	BN 325 -> BN 330	17
405		BN 325	-	BN 325 -> BN 330	17
406	⇒4/2000	BN 325	-	BN 325 -> BN 330	17
406	5/2000 ⇒	BN 325	BNR 36	BN 325 -> BN 330	17
406 COUPE	⇒4/2000	BN 325	-	BN 325 -> BN 330	17
406 COUPE	5/2000 ⇒	BN 325	BNR 36	BN 325 -> BN 330	17
407		BN 325	BNR 36	BN 325 -> BN 330	17
407 COUPE		BN 325	BNR 36	BN 325 -> BN 330	17
407 SW		BN 325	BNR 36	BN 325 -> BN 330	17
605		BN 325	-	BN 325 -> BN 330	17
607		BN 325	BNR 36	BN 325 -> BN 330	17
806		BN 425	BN 425	BN 425 -> BN 430	17
807		BN 425	BN 425	BN 425 -> BN 430	17
1007		BN 325	BNR 36	BN 325 -> BN 330	17
4007		MN 115	-	MN 115	19
EXPERT		BN 425	BN 425	BN 425 -> BN 430	17
PARTNER	⇒4/2000	BN 325	-	BN 325 -> BN 330	17
PARTNER	5/2000 ⇒	BN 325	BNR 36	BN 325 -> BN 330	17
PORSCHE					





APPLICATION LIST

	YEAR or INFO ⇒Up to From⇒	ORIGINAL EQUIPMENT		AFTER MARKET	KEY 
		STEEL WHEEL	ALLOY WHEELS	ALLOY WHEELS	
				FOR ALL CARS : PLEASE CHECK THE SEAT : CONICAL, SPHERICAL, CYLINDRICAL, FLAT PLEASE ALSO COMPARE THE LENGTH WITH THE ORIGINAL NUT OR BOLT	
PRODUZIONE ACCESSORI AUTO					
911		-	-	BN 125 -> BN 130	19
912		-	-	MN 415	19
914/4	10/1984 ⇒	-	-	BN 425 -> BN 430	17
924	⇒08/1984	-	-	MN 415	19
924	10/1984 ⇒	-	-	BN 425 -> BN 430	17
924 S	⇒08/1984	-	-	MN 415	19
924 TURBO	⇒08/1984	-	-	MN 415	19
928		-	-	MN 415	19
930		-	-	MN 415	19
944		-	-	MN 415	19
948		-	-	MN 415	19
964		-	-	MN 415	19
968		-	-	MN 415	19
993		-	-	MN 415	19
924	10/1984 ⇒	-	-	BN 425 -> BN 430	17
BOXSTER		-	-	BN 425 -> BN 430	17
996		-	-	BN 425 -> BN 430	17
997		-	-	BN 425 -> BN 430	17
CAYENNE		-	-	BN 425 -> BN 430	17
GT3		-	-	BN 425 -> BN 430	17
RENAULT					
R 19		BN 125	BN 125	BN 125 -> BN 130	17
R 21	4 X 100	BN 125	BN 125	BN 125 -> BN 130	17
R 21	5 X 108	BN 425	BN 425	BN 425 -> BN 430	17
R 25	4 X 100	BN 125	BN 125	BN 125 -> BN 130	17
R 25	5 X 108	BN 425	BN 425	BN 425 -> BN 430	17
AVANTIME		BN 125	BN 125	BN 125 -> BN 130	17
CLIO		BN 125	BN 125	BN 125 -> BN 130	17
ESPACE - I - II - III - IV		BN 125	BN 125	BN 125 -> BN 130	17
ESPACE - I - II - III - IV	V6	BN 425	BN 425	BN 425 -> BN 430	17
EXPRESS		BN 125	BN 125	BN 125 -> BN 130	17
GRAND MODUS		BN 125	BN 125	BN 125 -> BN 130	17
KANGOO		BN 125	BN 125	BN 125 -> BN 130	17
KANGOO 2008	2008 ⇒	BN 125	BN 125	BN 125 -> BN 130	17
KOLEOS		MN 215	MN 215	MN 215	19
LAGUNA - I - II - III		BN 125	BN 125	BN 125 -> BN 130	17
LAGUNA - I - II - III	V6	BN 425	BN 425	BN 425 -> BN 430	17
LAGUNA COUPE 2008 V6	2008 ⇒	BN 425	BN 425	BN 425 -> BN 430	17
MEGANE		BN 125	BN 125	BN 125 -> BN 130	17
MEGANE SPORT	2008 ⇒	BN 425	BN 425	BN 425 -> BN 430	17
MEGANE 2008	2008 ⇒	BN 125	BN 125	BN 125 -> BN 130	17
MODUS		BN 125	BN 125	BN 125 -> BN 130	17
RX 4		BN 425	BN 425	BN 425 -> BN 430	17
SAFRANE		BN 125	BN 125	BN 125 -> BN 130	17
SAFRANE	V6	BN 425	BN 425	BN 425 -> BN 430	17
SCENIC		BN 125	BN 125	BN 125 -> BN 130	17
SPIDER		BN 425	BN 425	BN 425 -> BN 430	17
SUPERCINQ		BN 125	BN 125	BN 125 -> BN 130	17
TWINGO		BN 125	BN 125	BN 125 -> BN 130	17
TWINGO 2008	2008 ⇒	BN 125	BN 125	BN 125 -> BN 130	17
TRAFIC	2002 ⇒	BN 430	BN 430	BN 430	17
VEL SATIS		BN 125	BN 125	BN 125 -> BN 130	17
ROVER					
25		-	-	-	19
45		-	-	-	19
75		-	-	-	19
MINI		-	-	-	19
SAAB					
99	⇒6/1988	-	-	-	19
900	⇒6/1988	-	-	-	19
900	⇒7/1993	BN 425	BN 425	BN 425 -> BN 430	17
900	8/1993 ⇒	BN 125	BN 125	BN 125 -> BN 130	17
9000		BN 425	BN 425	BN 425 -> BN 430	17
9 - 3		BN 125	BN 125	BN 125 -> BN 130	17
9 - 5		BN 125	BN 125	BN 125 -> BN 130	17





APPLICATION LIST

	YEAR or INFO ⇒Up to From⇒	ORIGINAL EQUIPMENT		AFTER MARKET	KEY
		STEEL WHEEL	ALLOY WHEELS	ALLOY WHEELS	
				FOR ALL CARS : PLEASE CHECK THE SEAT : CONICAL, SPHERICAL, CYLINDRICAL, FLAT PLEASE ALSO COMPARE THE LENGTH WITH THE ORIGINAL NUT OR BOLT	
SEAT					
AUTRES MODELES - ANDERE MODELLE					
ALL CAR TYPES - ALTRI MODELLI	⇒8/1993	BN 325	BN 330	BN 325 -> BN 330	17
ALHAMBRA	5 Trous	-	-	BN 425 -> BN 430	17
ALTEA	5 Trous	BN 529	BN 529	BN 425 -> BN 430	17
AROSA	4 Trous	-	-	BN 125 -> BN 130	17
CORDOBA	4 Trous	-	-	BN 125 -> BN 130	17
CORDOBA	5 Trous	BN 529	BN 529	BN 425 -> BN 430	17
IBIZA	4 Trous	-	-	BN 125 -> BN 130	17
IBIZA	5 Trous	BN 529	BN 529	BN 425 -> BN 430	17
IBIZA 2008	5 Trous	BN 529	BN 529	BN 425 -> BN 430	17
INCA	4 Trous	-	-	BN 125 -> BN 130	17
LEON	5 Trous	BN 529	BN 529	BN 425 -> BN 430	17
TOLEDO	4 Trous	-	-	BN 125 -> BN 130	17
TOLEDO	5 Trous	BN 529	BN 529	BN 425 -> BN 430	17
SKODA					
FABIA	5 Trous	BN 529	BN 529	BN 425 -> BN 430	17
FAVORITE	⇒3/1993	BN 325	BN 330	BN 325 -> BN 330	17
FAVORITE	4/1993 ⇒	-	-	BN 125 -> BN 130	17
FELICIA	4 Trous	-	-	BN 125 -> BN 130	17
OCTAVIA	4 Trous	-	-	BN 125 -> BN 130	17
OCTAVIA	5 Trous	BN 529	BN 529	BN 425 -> BN 430	17
ROOMSTER	5 Trous	BN 529	BN 529	BN 425 -> BN 430	17
SUPERB	5 Trous	BN 529	BN 529	BN 425 -> BN 430	17
SMART					
SMART FORTOW		-	-	BN 125 -> BN 130	15
SMART FORFOUR		MN 115	MN 115	MN 115	19
SMART ROADSTER		-	-	BN 125 -> BN 130	15
SMART ROADSTER COUPE		-	-	BN 125 -> BN 130	15
SSANGYONG					
ACTYON		MN 415	MN 415	MN 415	19
KORANDO		-	-	-	-
KYRON		MN 415	MN 415	MN 415	19
MUSSO		MN 115	MN 115	MN 115	19
REXTON II		MN 415	MN 415	MN 415	19
RODIUS		BN 425	BN 425	BN 425 -> BN 430	17
SUBARU					
B 9		MN 215	MN 215	MN 215	19
FORESTER		MN 215	MN 215	MN 215	19
GX3 JUSTY	2004	-	-	BN 125 -> BN 130	17
IMPREZA		MN 215	MN 215	MN 215	19
JUSTY 		MN 115	MN 115	MN 115	19
LEGACY		MN 215	MN 215	MN 215	19
OUTBACK		MN 215	MN 215	MN 215	19
TRIBECA		MN 215	MN 215	MN 215	19
SUZUKI					
ALTO		MN 215	MN 215	MN 215	19
GRAND VITARA		MN 215	MN 215	MN 215	19
GRAND VITARA XL7		MN 215	MN 215	MN 215	19
IGNIS		MN 215	MN 215	MN 215	19
IGNIS	2003 ⇒	-	-	BN 125 -> BN 130	17
JIMNY		MN 215	MN 215	MN 215	19
LIANA		MN 215	MN 215	MN 215	19
SAMOURAI		MN 215	MN 215	MN 215	19
SANTANA		MN 215	MN 215	MN 215	19
SPLASH		-	-	BN 125 -> BN 130	17
SWIFT (EUROPE)		-	-	BN 125 -> BN 130	17
SWIFT (JAPON)		MN 215	MN 215	MN 215	19
SX4		-	-	BN 125 -> BN 130	17
VITARA		MN 215	MN 215	MN 215	19
WAGON R +	⇒2003	MN 215	MN 215	MN 215	19
WAGON R +	2003 ⇒	-	-	BN 125 -> BN 130	17
TALBOT - GB					

APPLICATION LIST

	YEAR or INFO ⇒Up to From⇒	ORIGINAL EQUIPMENT		AFTER MARKET	KEY
		STEEL WHEEL	ALLOY WHEELS	ALLOY WHEELS	
		 FOR ALL CARS : PLEASE CHECK THE SEAT : CONICAL, SPHERICAL, CYLINDRICAL, FLAT PLEASE ALSO COMPARE THE LENGTH WITH THE ORIGINAL NUT OR BOLT			
SUNBEAM		MN 215	MN 215	MN 215	19
AVENGER		MN 215	MN 215	MN 215	19
TOYOTA					
AURIS		MN 115	-	MN 115	19
AVENSIS		MN 115	-	MN 115	19
AVENSIS VERSO		MN 115	-	MN 115	19
AYGO		-	-	BN 125 -> BN 130	17
CAMRY		MN 115	-	MN 115	19
CARINA		MN 115	-	MN 115	19
CELICA		MN 115	-	MN 115	19
COROLLA		MN 115	-	MN 115	19
COROLLA VERSO		MN 115	-	MN 115	19
EDITIONS T-SPORT		MN 115	-	MN 115	19
HDJ 100		MN 415	-	MN 415	19
HIACE		MN 115	-	MN 115	19
HI LUX		MN 115	-	MN 115	19
iQ	2009 ⇒	-	-	-	-
LAND CRUISER 90		MN 115	-	MN 115	19
LAND CRUISER 120		MN 115	-	MN 115	19
LAND CRUISER STATION WAGON		MN 115	-	MN 115	19
LAND CRUISER STATION WAGON V8	2008 ⇒	MN 415	-	MN 415	19
MR		MN 115	-	MN 115	19
PIC NIC		MN 115	-	MN 115	19
PREVIA		MN 115	-	MN 115	19
PRIUS		MN 115	-	MN 115	19
RAV 4		MN 115	-	MN 115	19
STARLET		MN 115	-	MN 115	19
YARIS		MN 115	-	MN 115	19
YARIS VERSO		MN 115	-	MN 115	19/21
TRABANT					
TRABANT		MN 115	-	MN 115	19
TRIUMPH					
2000		-	-	-	19
2300		-	-	-	19
ACCLAIM		MN 115	MN 115	MN 115	19
DOLOMITE		-	-	-	19
HERALD		-	-	-	19
SPITFIRE		-	-	-	19
TOLEDO		-	-	-	19
TR 4		-	-	-	19
TR 5		-	-	-	19
TR 6		-	-	-	19
TR 7		MN 115	MN 115	MN 115	19
TR 8		MN 115	MN 115	MN 115	19
VITESSE		-	-	-	19
VAUXHALL					
AGILA		MN 215	MN 215	MN 215	19
AGILA	2008 ⇒	-	-	BN 125 -> BN 130	17
ANTARA		MN 115	MN 115	MN 115	19
ASTRA		-	-	BN 125 -> BN 130	17
CALIBRA		-	-	BN 125 -> BN 130	17
CARLTON		-	-	BN 125 -> BN 130	17
CAVALIER		-	-	BN 125 -> BN 130	17
COMBO		-	-	BN 125 -> BN 130	17
CORSA		-	-	BN 125 -> BN 130	17
FRONTERA		MN 115	-	MN 115	19
KADETT		-	-	BN 125 -> BN 130	17
MERIVA		-	-	BN 125 -> BN 130	17
OMEGA		-	-	BN 125 -> BN 130	17
SIGNUM		-	-	BN 125 -> BN 130	17
TIGRA		-	-	BN 125 -> BN 130	17
VECTRA		-	-	BN 125 -> BN 130	17
VX 220		-	-	BN 125 -> BN 130	17
ZAFIRA		-	-	BN 125 -> BN 130	17
VOLKSWAGEN					

APPLICATION LIST

	YEAR or INFO ⇨Up to From⇨	ORIGINAL EQUIPMENT		AFTER MARKET	KEY 
		STEEL WHEEL	ALLOY WHEELS	ALLOY WHEELS	
				FOR ALL CARS : PLEASE CHECK THE SEAT : CONICAL, SPHERICAL, CYLINDRICAL, FLAT PLEASE ALSO COMPARE THE LENGTH WITH THE ORIGINAL NUT OR BOLT	
BORA	4 TrouS	-	-	BN 125 -> BN 130	17
BORA	5 TrouS	BN 529	BN 529	BN 425 -> BN 430	17
CADDY	5 TrouS	BN 529	BN 529	BN 425 -> BN 430	17
CORRADO	4 TrouS	-	-	BN 125 -> BN 130	17
CORRADO VR6	5 TrouS	BN 529	BN 529	BN 425 -> BN 430	17
EOS	5 TrouS	BN 529	BN 529	BN 425 -> BN 430	17
FOX	5 TrouS	BN 529	BN 529	BN 425 -> BN 430	17
GOLF I	4 TrouS	-	-	BN 125 -> BN 130	17
GOLF II	4 TrouS	-	-	BN 125 -> BN 130	17
GOLF III	4 TrouS	-	-	BN 125 -> BN 130	17
GOLF III - GTI 16S	5 TrouS	BN 529	BN 529	BN 425 -> BN 430	17
GOLF III - VR 6	5 TrouS	BN 529	BN 529	BN 425 -> BN 430	17
GOLF IV	5 TrouS	BN 529	BN 529	BN 425 -> BN 430	17
GOLF V	5 TrouS	BN 529	BN 529	BN 425 -> BN 430	17
GOLF 2008	5 TrouS	BN 529	BN 529	BN 425 -> BN 430	17
JETTA I	4 TrouS	-	-	BN 125 -> BN 130	17
JETTA II	4 TrouS	-	-	BN 125 -> BN 130	17
JETTA 2006	5 TrouS	BN 529	BN 529	BN 425 -> BN 430	17
LUPO	4 TrouS	-	-	BN 125 -> BN 130	17
NEW BEATLE	5 TrouS	BN 529	BN 529	BN 425 -> BN 430	17
PASSAT	4 TrouS	-	-	BN 125 -> BN 130	17
PASSAT	5 TrouS	BN 529	BN 529	BN 425 -> BN 430	17
PASSAT	5 TrouS	BN 529	BN 529	BN 425 -> BN 430	17
POLO	4 TrouS	-	-	BN 125 -> BN 130	17
POLO	5 TrouS	BN 529	BN 529	BN 425 -> BN 430	17
SANTANA	4 TrouS	-	-	BN 125 -> BN 130	17
SCIROCCO I	4 TrouS	-	-	BN 125 -> BN 130	17
SCIROCCO II	4 TrouS	-	-	BN 125 -> BN 130	17
SCIROCCO 2008	5 TrouS	BN 529	BN 529	BN 425 -> BN 430	17
SHARAN	5 TrouS	-	-	BN 425 -> BN 430	17
T 4	5 TrouS	-	-	BN 425 -> BN 430	17
T 5	5 TrouS	-	-	BN 425 -> BN 430	17
TIGUAN	5 TrouS	BN 529	BN 529	BN 425 -> BN 430	17
TOUAREG	5 TrouS	-	-	BN 425 -> BN 430	17
TOURAN	5 TrouS	BN 529	BN 529	BN 425 -> BN 430	17
VENTO	4 TrouS	-	-	BN 125 -> BN 130	17
VENTO VR 6	5 TrouS	BN 529	BN 529	BN 425 -> BN 430	17
VOLVO					
SERIE 100		-	-	-	19
SERIE 200		-	-	-	19
SERIE 300		MN 215	MN 215	MN 215	19
SERIE 400		BN 325	BN 325	BN 325 -> BN 330	17
SERIE 700		MN 115	MN 115	MN 115	19
850	⇨2/2000	-	-	-	17
SERIE 900		MN 115	MN 115	MN 115	19
C 30		MN 115	-	MN 115	19
C 70	⇨2/2000	-	-	-	17
C 70	3/2000 ⇨	-	-	BN 425 -> BN 430	17
S 40		MN 115	MN 115	MN 115	19
S 60		-	-	BN 425 -> BN 430	17
S 70	⇨2/2000	-	-	-	17
S 70	3/2000 ⇨	-	-	BN 425 -> BN 430	17
S 80		-	-	BN 425 -> BN 430	17
V 40		MN 115	MN 115	MN 115	19
V 50		MN 115	MN 115	MN 115	19
V 70	⇨2/2000	-	-	-	19
V 70	3/2000 ⇨	-	-	BN 425 -> BN 430	17
XC 60	2008 ⇨	-	-	BN 425 -> BN 430	17
XC 70		-	-	BN 425 -> BN 430	17
XC 90		-	-	BN 425 -> BN 430	17
YUGO					
TOUS MODELES - ALLE MODELE ALL CAR TYPES - TUTTI I MODELLI		BN 325	BN 330	BN 325 -> BN 330	17
ZASTAVA					
TOUS MODELES - ALLE MODELE ALL CAR TYPES - TUTTI I MODELLI		BN 325	BN 330	BN 325 -> BN 330	17